



ABB factsheet

JULY 2025

ENGINEERED
TO OUTFIT

ABB Purpose

We enable a **more sustainable** and **resource-efficient future** with our technology leadership in **electrification** and **automation**



Creating
success



Addressing world's
energy challenges



Transforming
industries



Embedding
sustainability



Leading
with technology

Future proof

ABB purpose and customer offering aligned with secular trends

More electricity

Electricity demand growing **~9x** faster than total energy demand in 2023-2030, resulting in **~70%** higher average annual investment into electricity networks in 2024 – 2030 (vs 2016 – 2023)¹

Higher energy-efficiency

~45% of the world's electricity is converted into motion by electric motors yet only **~23%** of the world's electric motors are optimized through the control of drives

New energy sources

Share of low-carbon sources in global energy mix to increase **+50%** – points from **~20%** today to **~70%** in 2050¹

Shrinking labor force

Global number of working age people (15 to 64 years) per retiree (65 years or over) to fall by **~24%** in 2023 – 2035²

1. IEA World Energy Outlook 2024, Announced Pledges Scenario

2. United Nations World Population Prospects 2024

ABB Our purpose



We enable a **more sustainable** and **resource-efficient** future with our technology leadership in **electrification** and **automation**

Our offering supports customers to:



Reduce waste and increase circularity

Reduce carbon intensity

Increase labor productivity

Increase energy efficiency

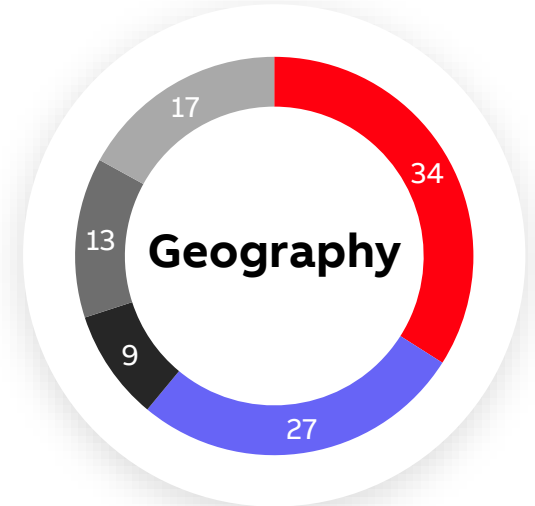
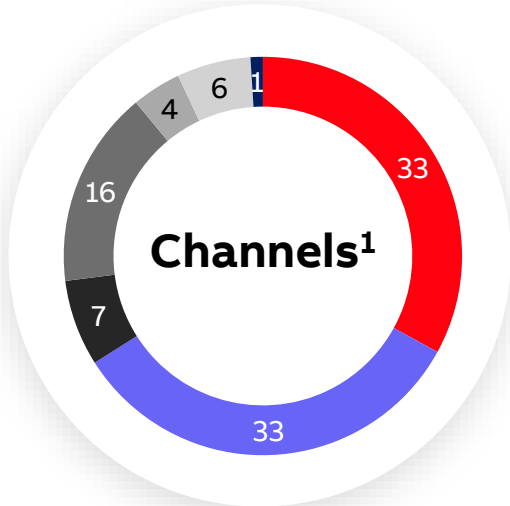
Increase flexibility

Reduce footprint

Reduce downtime

Increase safety and improve working environment

ABB Group



- Distributors
- Direct sales to end customer
- EPCs
- OEMs
- System integrators
- Panel builders
- Other

- Products & Systems
- Services and other

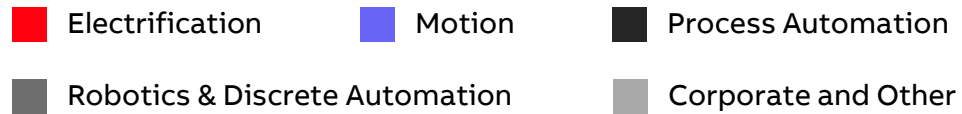
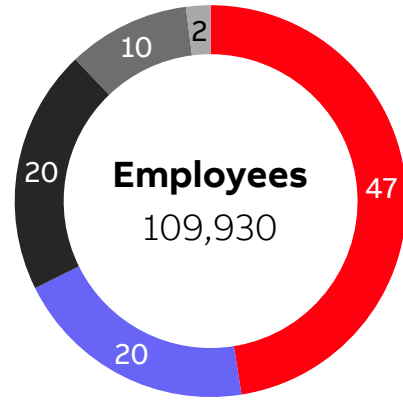
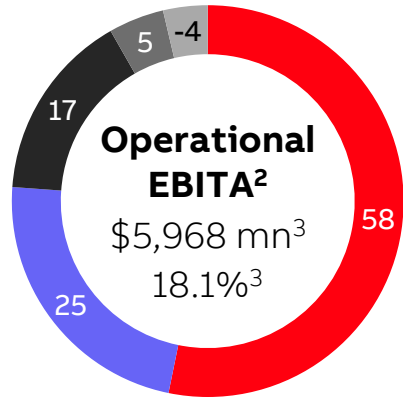
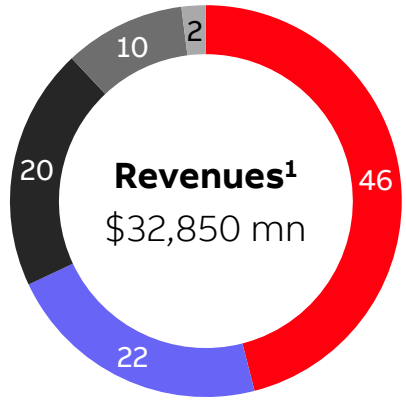
- Renewables
- Distribution, Conv. Generation
- O&G, Chemicals
- Data centers
- Mining & Metals
- Automotive
- F&B
- Other Industry
- Other T&I
- Buildings

- Europe
- USA
- Rest of Americas
- China
- Rest of AMEA

All data throughout the factsheet is presented based on management estimates for FY 2024 revenues. All data presented in the donut charts are percentages of the total revenue unless otherwise stated. Due to rounding, numbers presented may not add to 100. Renewables: renewable power sources, such as wind, solar, biomass. Conv. Generation: conventional power sources, such as fossil fuels, nuclear, hydro generation. O&G: Oil and gas. F&B: Food and beverages. T&I: Transport and infrastructure. AMEA: Asia, Middle East and Africa. 1. Management estimates.

ABB Group

Business areas



1. Business area split for third-party revenues incl. Corporate and Other (majority being the E-mobility business)
 2. Business area split excl. Corporate costs, Intersegment elimination and other but including E-mobility business
 3. A definition of this measure and a reconciliation between this measure and its US GAAP counterpart can be found in the "Supplemental Reconciliations and Definitions" section of the "Financial Information" booklet found under "Q4 2024" on our website at <https://global.abb/group/en/investors/quarterly-results>



Electrification

\$15.4 bn
Revenues

22.7%
Op. EBITA Margin

52 k
Employees

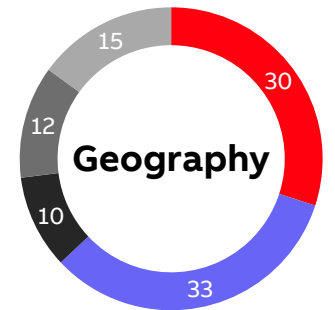
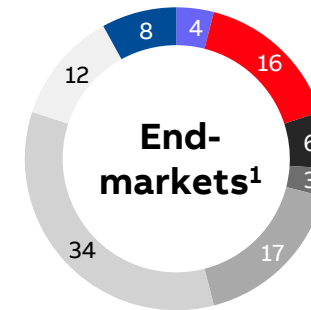
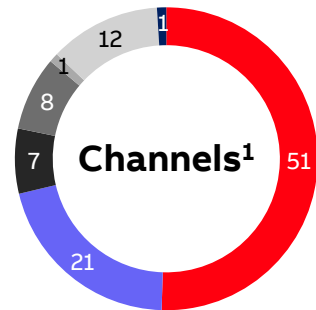
1. Management estimates

Leading portfolio of electrification products, solutions and services aligned to global mega-trends:

Electricity demand grows ~9x faster than other energy sources

Urbanization and population growth

Digitalization accelerates demand for intelligent solutions



- Distributors
- Direct sales to end customer
- EPCs
- OEMs
- System integrators
- Panel builders
- Other

- Products and systems
- Services and other

- Renewables
- Distribution, Conv. Generation
- O&G, Chemicals
- F&B
- Other Industry
- Buildings
- Data Centers
- Other T&I

- Europe
- USA
- Rest of Americas
- China
- Rest of AMEA



Distribution Solutions



Smart Power



Smart Buildings

\$3,750 – 4,250 mn

Revenues

Overall #1-2

#1 in Grid Components

#2 in MV switchgear

Medium Voltage electrical components and digital devices, medium voltage switchgear, energy systems and digital systems

~20% through distributors; ~80% engineered-to-order products; majority of utility exposure in Electrification business area

\$5,250 – 5,750 mn

Revenues

Overall #3

#2 in Low Voltage

Low voltage breakers & switches, enclosures, motor starter application, power protection, low voltage switchgear

~50% through distributors; ~75% manufactured-to-order products; ~80% buildings, industry and data centers

\$2,750 – 3,250 mn

Revenues

Overall #3

#1-2 in Distribution Enclosures and DIN-Rail Products

Miniature breakers, distribution enclosures, wiring accessories, building automation

~80% through distributors; mostly manufactured-to-order products; ~80% buildings and construction





Installation Products

\$1,750 – 2,250 mn

Revenues

Overall #3

#1 in Cable Protection Systems in North America

Broad range of components used to connect and protect in electrification, including connectors and terminals, cable management & protection, switchgear, reclosers & accessories

- ~80% through distributors; mainly manufactured-to-stock products
- ~85% in Americas



Service

\$750 – 1,250 mn

Revenues

Overall #3

2nd largest installed base

Full suite of digitally-enabled care, modernization and advisory services for electrical systems, delivering availability, reliability, predictability and sustainability of electrical power

~65% direct end user; ~35% channel partners



ABB

Key Peers

EAT·N

HUBBELL

nvent

Atkore

legrand

HellermannTyton

PANDUIT

Schneider Electric

SIEMENS

EAT·N

Facility management

EPC

Motion



\$7.8 bn
Revenues



19.4%
Op. EBITA Margin

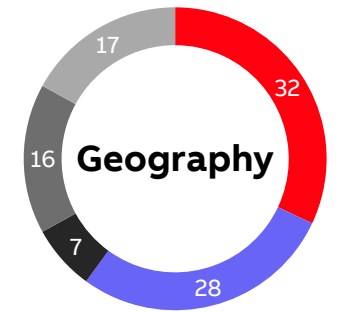
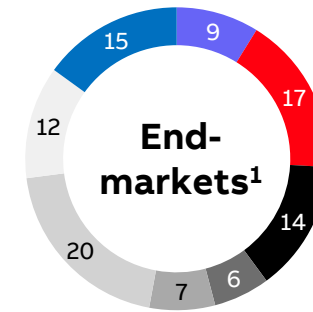
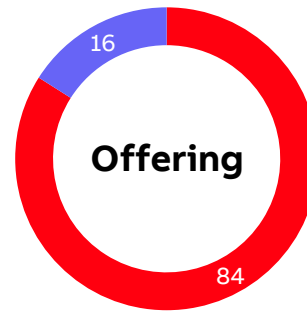
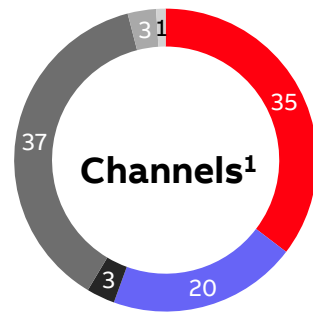


22 k
Employees

Most comprehensive portfolio of drives, electric motors, generators, and motion control with ABB Ability™ digital powertrain solutions.

Market growth is driven by mega-trends such as growing population, urbanization, decarbonization and digitalization

This requires further automation of industrial processes, energy efficiency and electric mobility



- Distributors
- Direct sales to end customer
- EPCs
- OEMs
- System integrators
- Panel builders

- Products
- Services and other

- Conv. Generation, Renewables
- O&G, Chemicals
- Mining, Metals
- Water & Wastewater
- F&B
- Other Industry
- Buildings
- Rail and Other T&I

- Europe
- USA
- Rest of Americas
- China
- Rest of AMEA

1. Management estimates



Drive Products



High Power



Service



\$1,250 – 1,750 mn

Revenues

Overall #1

Comprehensive product portfolio of low voltage AC drives

Majority through channel partners; HVACR largest segment; all major industries and applications served; globally balanced, strength in China

\$2,250 – 2,750 mn

Revenues

Overall #1

Comprehensive product portfolio of low and medium voltage AC drives and modules, wind converters, large AC motors and generators

HPD¹ and powertrain packages for process industry and high-power infrastructure applications, power conversion technology to renewable energy equipment OEMs

Serving all major industries and applications, mainly through OEMs, both on local and global basis

\$750 – 1,250 mn

Revenues

Overall #1

Base services and spare parts, upgrades & replacements, partnered services



Service activities varying depending on the product and application; significant regional differences in channels to market

- Local service providers
- Motion OEMs
- New entrants for AHPM² services

2. Asset Health & Performance Management



1. High power drives



\$1,250 – 1,750 mn

Revenues

Overall #1

Comprehensive product portfolio of industrial low voltage electric motors

Majority to OEMs and distributors; all major industries and applications served; >90% in North America

\$750 – 1,250 mn

Revenues

Overall #3

Comprehensive portfolio of industrial low voltage motors for all industries and applications

Standard and customized motors available direct to OEMs, channel partners/distributors in Europe and globally

<\$1,000 mn

Revenues

Overall #1³

Traction systems including converters and motors, battery energy storage systems and auxiliary converters.

Single components or complete traction packages for rail and mobile e-power.

Key Peers



3. Overall #1 as OEM independent propulsion supplier.

Process Automation



\$6.8 bn
Revenues



15.1%
Op. EBITA Margin



22 k
Employees

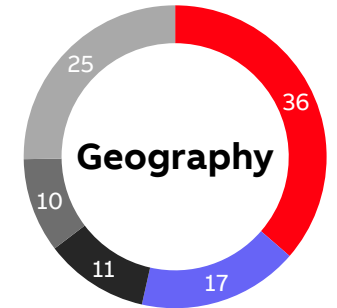
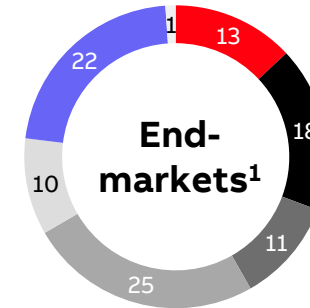
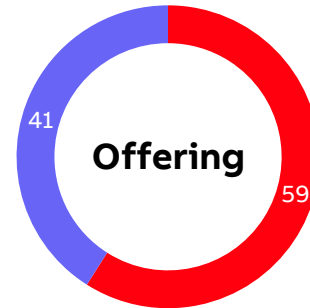
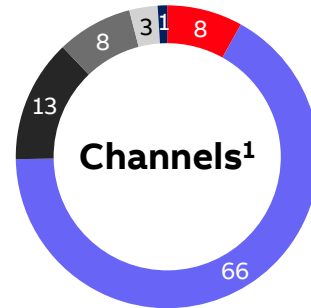


1. Management estimates

Leading supplier of integrated automation, electrical and digital solutions for process, hybrid, and marine industries.

Market growth is driven by need for productivity and reliability as well as improved resource and energy efficiency

Increasing demand for decarbonized operations and safer workplaces



- Distributors
- Direct sales to end customer
- EPCs
- OEMs
- System integrators
- Other

- Products and systems
- Services and other

- Conv. Generation & Renewables
- O&G
- Chemicals & Refinery
- Mining, Metals, Pulp & Paper
- Other Industry
- Marine & Ports
- Other

- Europe
- USA
- Rest of Americas
- China
- Rest of AMEA



Energy Industries

\$2,250 – 2,750 mn

Revenues

#1-2 in Distributed Control Systems

#1 in Power Generation

#3-5 in Oil, Gas, Chemicals

Integrated automation & electrical systems, safety, service and digital solutions

~50% service; key end-markets oil and gas, refining, chemicals, power generation, low carbon industries, water



Honeywell



SIEMENS

Schneider Electric

SIEMENS energy



Process Industries

\$1,250 – 1,750 mn

Revenues

#1-2 in Distributed Control Systems

#1-2 in Mining, Pulp & Paper

Automation, electrical & motion systems; quality control, mine hoists, gearless mill drives, high power rectifiers, electromagnetic stirrers

~45% service; key end-markets mining, metals, pulp & paper and cement

SIEMENS

Schneider Electric



RA Rockwell Automation

SMS group



Marine & Ports

\$1,250 – 1,750 mn

Revenues

#1 in Electric Propulsion

#1 in Container Terminal Automation

Azipod® propulsion, ship and port electrification and automation, digital

~45% services to ship owners and terminal operators



SIEMENS energy



TMEIC

SIEMENS



Measurement & Analytics

\$1,250 – 1,750 mn

Revenues

#1 in Analytical, Force Measurement

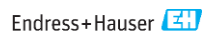
#2-5 in Instrumentation

Gas and liquid analyzers, field instrumentation, force measurement, digital, service

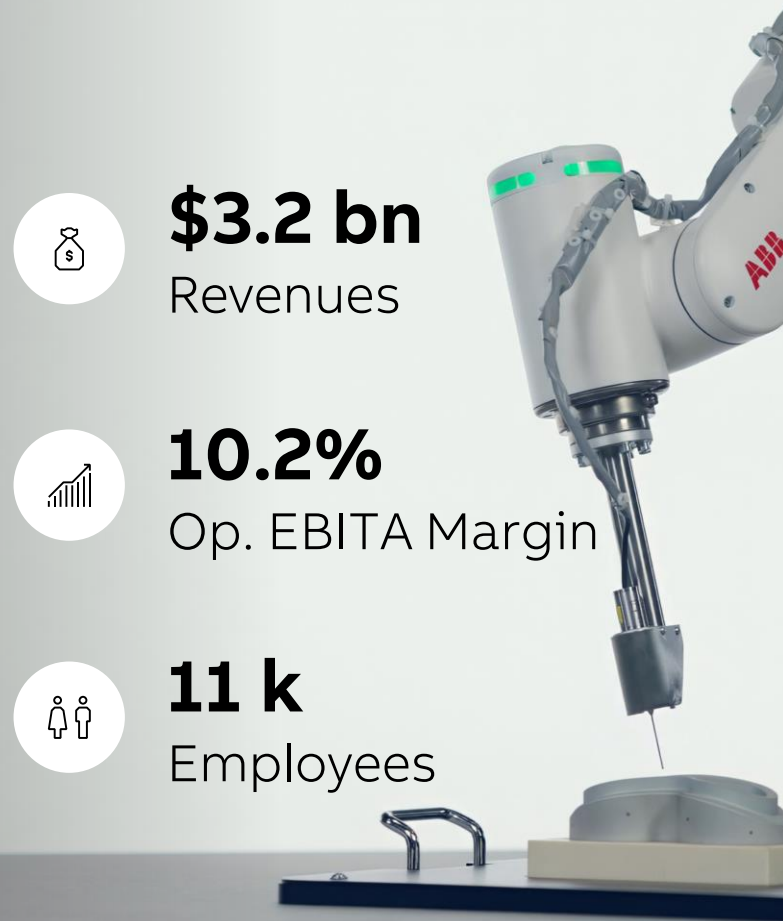
~20% service, mostly products to diverse process industry customer base



Key Peers



Robotics & Discrete Automation



\$3.2 bn
Revenues



10.2%
Op. EBITA Margin

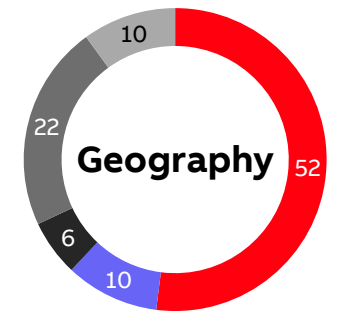
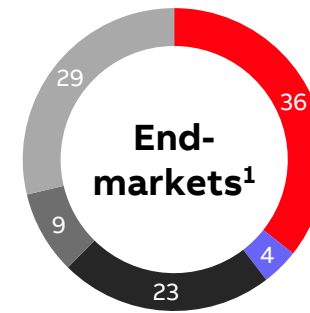
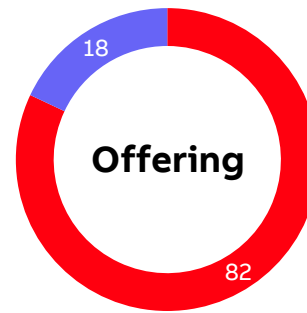
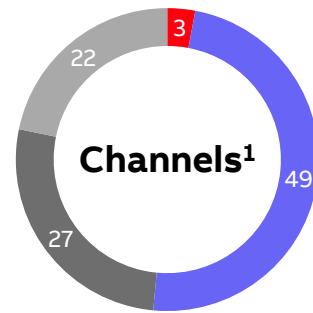


11 k
Employees

Broadest portfolio of robotics and discrete automation, providing flexible automation solutions from individual machines to whole lines.

Market growth driven by mega-trends of individualized consumers, labor shortage, digitalization/ artificial intelligence, uncertainty and sustainability.

Resulting in need for automation solutions for increased productivity, highest flexibility, improved quality and maximum simplicity.




- Distributors
- Direct sales to end customer
- OEMs
- System integrators

- Products & Systems
- Services and other

- Automotive
- Electronics
- General Industry
- Consumer Segments
- Machine Automation

- Europe
- USA
- Rest of Americas
- China
- Rest of AMEA

1. Management estimates



Robotics

\$2,250 – 2,750 mn

Revenues

Overall #2

Robots, AMRs, robotics application cells and smart systems, field services, spare parts, digital services and software

~70% direct sales; early entry into logistics, healthcare; majority in Europe and AMEA



Machine Automation

\$750 – 1,250 mn

Revenues

Overall #5

#2 in high-end segment

Solutions based on PLCs¹, IPCs², servo motion, industrial transport systems and vision, software

Mainly sales to machinery OEMs; end-markets e.g., food & beverage, packaging, machine tools, printing machinery, rubber and plastics machinery, etc; ~70% in Europe



ABB

FANUC **TERADYNE** **KUKA** **YASKAWA**

SIEMENS **BECKHOFF**  **Rockwell Automation**  **MITSUBISHI ELECTRIC**

1. Programmable Logic Controllers. 2. Industrial PCs.

Corporate and Other

Commencing in January 2023, the E-mobility division is no longer managed within the Electrification business area and has become an independent division and a separate operating segment. The division does not currently meet any of the size thresholds to be considered a reportable segment and is presented within Corporate and Other.



E-mobility

<\$1,000 mn

Revenues

Global leader in EV charging solutions

We offer the widest portfolio of EV charging solutions from high-power chargers for destination charging to the highway stations of the future, solutions for the electrification of fleets and charging for electric buses and trucks

Key Peers

