

Ex-plugs and receptacles 32 A 4/5-pole up to 690 V

1



Plug



Coupler


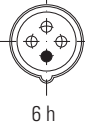


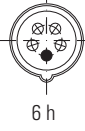


Flange socket



Wall socket

Ordering details

Voltage	h	Type	Aux. contact	Cable entry	Weight approx.	Order No.
Type 32 A 4-pole						
200-250 V		Wall socket	–	KU	2.3 kg	GHG 512 4409 R0001
		Wall socket	–	ME	2.4 kg	GHG 512 4409 R3001
		Wall socket	–	GM	2.3 kg	GHG 512 4409 R3003
		Flange socket			1.0 kg	GHG 512 8409 R0001
		Coupler			1.55 kg	GHG 512 3409 R0001
		Plug			0.55 kg	GHG 512 7409 R0001
		380-415 V		Wall socket	–	KU
Wall socket	–			ME	2.4 kg	GHG 512 4406 R3001
Wall socket	yes			KH	2.3 kg	GHG 512 4406 R0501
Wall socket	–			GM	2.4 kg	GHG 512 4406 R3003
Flange socket					1.0 kg	GHG 512 8406 R0001
Coupler					1.55 kg	GHG 512 3406 R0001
Plug					0.55 kg	GHG 512 7406 R0001
480-500 V		Wall socket	–	KU	2.3 kg	GHG 512 4407 R0001
		Wall socket	–	ME	2.4 kg	GHG 512 4407 R3001
		Wall socket	yes	KH	2.3 kg	GHG 512 4407 R0501
		Flange socket			1.0 kg	GHG 512 8407 R0001
		Coupler			1.55 kg	GHG 512 3407 R0001
		Plug			0.55 kg	GHG 512 7407 R0001
		600-690 V		Wall socket	–	KU
Wall socket	–			ME	2.4 kg	GHG 512 4405 R3001
Wall socket	yes			KH	2.3 kg	GHG 512 4405 R0501
Flange socket					1.0 kg	GHG 512 8405 R0001
Coupler					1.55 kg	GHG 512 3405 R0001
Plug					0.55kg	GHG 512 7405 R0001
Type 32 A 5-pole						
200-250 V 380-415 V		Wall socket	–	KU	2.3 kg	GHG 512 4506 R0001
		Wall socket	–	ME	2.4 kg	GHG 512 4506 R3001
		Wall socket	yes	KH	2.3 kg	GHG 512 4506 R0501
		Wall socket	–	GM	2.4 kg	GHG 512 4506 R3003
		Flange socket			1.0 kg	GHG 512 8506 R0001
		Coupler			1.6 kg	GHG 512 3506 R0001
		Plug			0.6 kg	GHG 512 7506 R0001

Other voltage ranges and versions available on request

KU = 1 x plastic cable glands M40, 1 x M40 plastic Ex-screw plug

KH = 1 x plastic cable glands M40, 1 x plastic cable glands M25, with aux. contact

ME = 2 x metal thread M32 with plastic Ex-screw plug

GM = 2 x metal thread M32 with screw plug, with external earth bolt M6