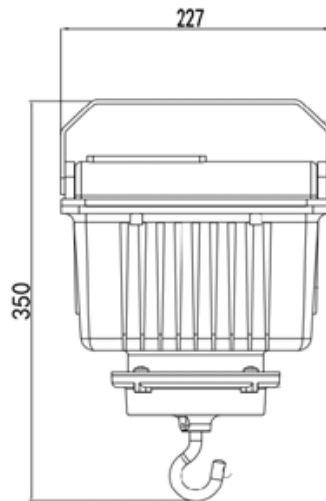


FEATURES

- Automatic Raising & Lowering Device for Highbay Fixtures for easy maintenance.
- Raising & Lowering via remote control or main control panel (*sold separately).
- Available in 15M or 25M lowering heights.

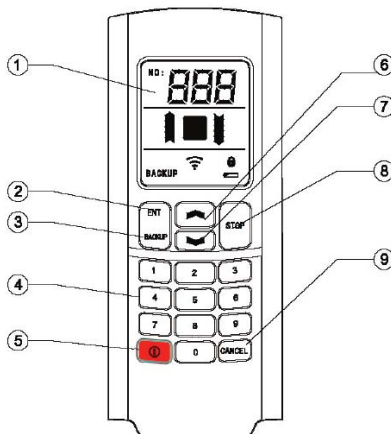
PRODUCT DIMENSION

*Typical Dimension (mm)

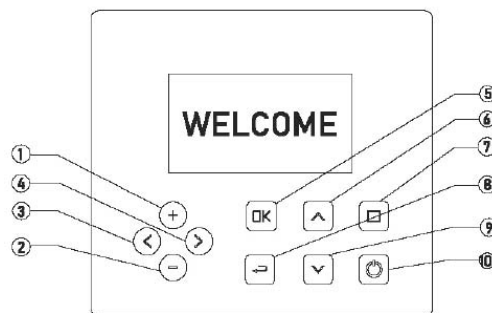


ACCESSORIES

Remote Controller



1. SCREEN
2. ENTER
3. BACKUP
4. DIGIT
5. ON OFF
6. RAISING
7. LOWERING
8. STOP
9. CANCEL



1. + Plus(Digit Control)
2. - Minus(Digit Control)
3. > Right (Digit Control)
4. < Left(Digit Control)
5. OK/Enter
6. Lifter Raising
7. STOP
8. Retrun
9. Lifter Lowering
10. ON OFF(Touch Panel)

Model No.	SAL-1515	SAL-2515
Power Consumption (W)	35	
Input Voltage (V)	220~240	
Raising & Lowering Ht (m)	15	25
Max. Light Fixture Weight (kg)	≤15	
Raising & Lowering Speed	Load 15kg -1.2m/min Load 8kg -2.2m/min	
Remote Control Frequency (MHz)	433	
Range of Remote Control (m)	≤50	
IP Rating	IP54	
Max. Wattage of Load (W)	≤1000	
Remote Control Max Control Number	001-999	
Operating Ambient Temperature	-20°~+50°C	
Touch Panel	Max. 30 unit	

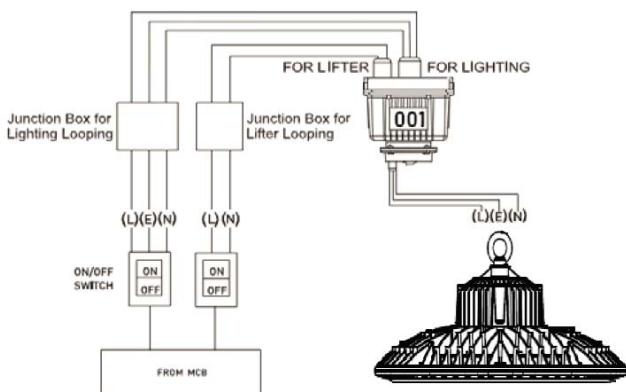
Note: Auto lifter with extra contact for dimming control is available upon request.
SAL-1515-D and SAL-2515-D is complete with extra contact for dimming.

HOUSING

- Wire Rope Type: 304 Stainless Steel Diameter Ø 1.8mm
- Housing: Die Cast Aluminium
- SS Screw

TYPICAL WIRING METHOD

Wiring for Remote Control



Wiring for Remote Control with Panel

