

6-GFM-26(12V26Ah)



Introduction

GFM series are made of Lead paste suitable for big current discharging, special alloy of high corrosion resistance. They are disposed of unique designed discharging structure and sealing technology. GFM series are featured with high rate current discharge, high reliability, low self-discharge, flexible installation and easy maintenance.

Battery Features

- 12 years floating design life
- Excellent consistency
- High reliability
- Low self-discharge
- Good recovery from deep discharge

Electrical Specification

Design floating Life @ 20°C (68°F) 12 years

Nominal Capacity @ 25°C /77°F

10 hour rate 2.60 A to 10.8V26.0Ah

5 hour rate 4.23 A to 10.5V21.2Ah

1 hour rate 17.5 A to 9.6V17.5Ah

Internal Resistance

(Fully charged battery @ 25°C /77°F)13 mΩ

Max. Discharge Current @ 25°C /77°F300A (5S)

Charge Methods: Constant voltage charge @ 25°C /77°F

Cycle Use 14.4 ~ 15.0V

Max. Current7.2A

Standby Use 13.5V - 13.8V

Operating Temperature Range

Discharge -20 ~ 55°C

Charge 0 ~ 40°C

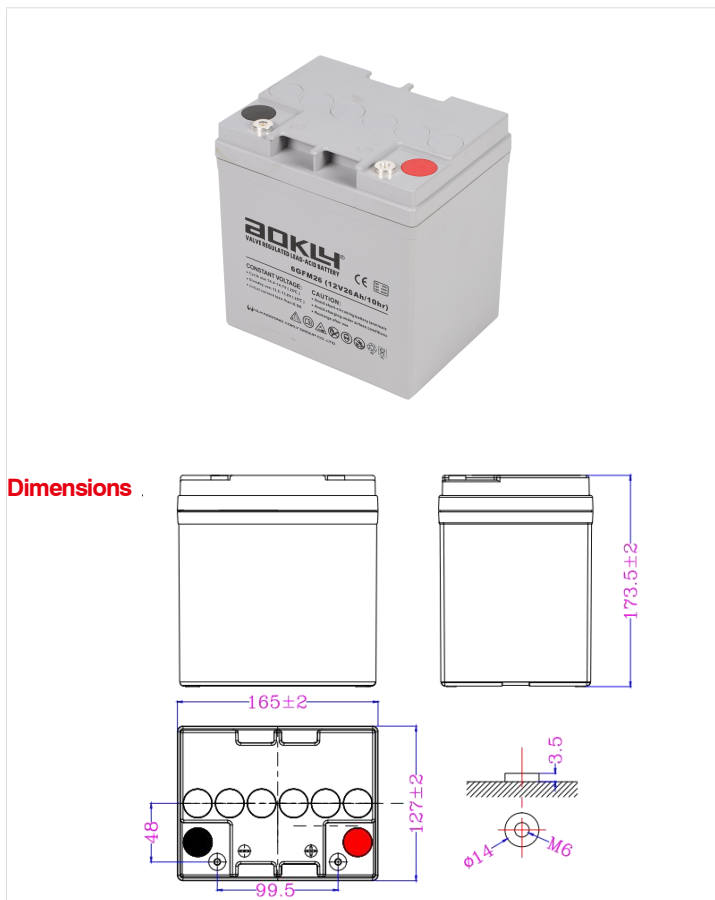
Storage -20 ~ 55°C

Recommended Operating Temp 20 ~ 25°C

Self-Discharge

The capacity declines by 3% per month@ 20°C (68°F). The batteries can be stored up to 6 months @ 25°C (77°F) and then a freshening charge is required. The interval under higher temperature would be shorter.

Battery Picture



Dimensions

16.Dimension and Weight

Dimension				Weight	Terminal
Length	Width	Height	Total Height	(± 3%)	
165 mm	127mm	173.5 mm	173.5 mm	7.7kg	F4
6.50 inch	5.00 inch	6.83 inch	6.83 inch	17.0lbs	

Typical Applications



UPS
Telecom
Electric system

Constant Current Discharge* (Amperes @25 /77°F)

Time	15min	30min	1h	3h	5h	10h	20h
9.60V	43.5	29.1	17.5	7.15	4.49	2.54	1.31
10.20V	40.3	27.5	16.8	6.88	4.32	2.47	1.28
10.50V	38.3	26.4	16.3	6.74	4.23	2.43	1.26
10.80V	35.9	24.7	15.3	6.33	3.97	2.40	1.25
11.10V	30.2	21.7	13.3	5.64	3.58	2.26	1.19

Constant Power Discharge* (Watts/cell @25 /77°F)

Time	15min	30min	1h	3h	5h	10h	20h
9.60V	478	326	198	80.8	51.4	29.8	15.5
10.20V	462	316	193	79.1	49.9	29.0	15.1
10.50V	444	306	189	78.2	49.5	28.7	14.9
10.80V	420	288	178	73.7	46.8	28.3	14.8
11.10V	356	257	157	66.6	42.4	26.8	14.2

*The mentioned data are derived from of sample test result, for reference only.

Certificates

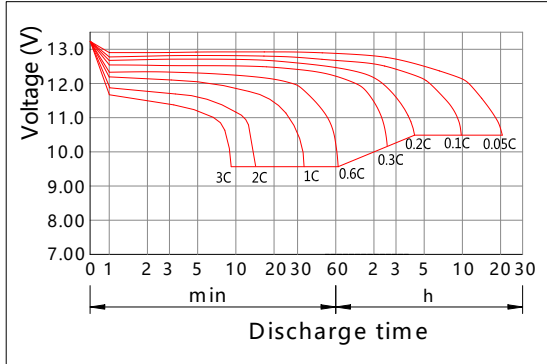


6-GFM-26(12V26Ah)

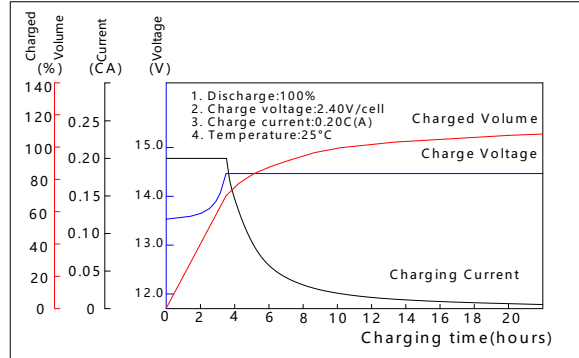


Graphs

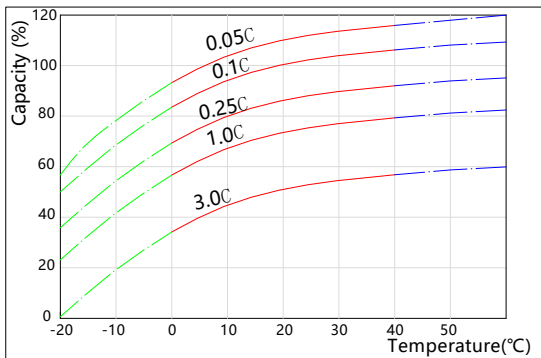
Discharge Characteristics(25°C)



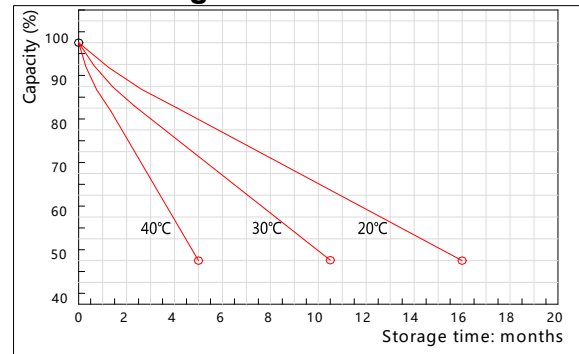
Charging Characteristics(25°C)



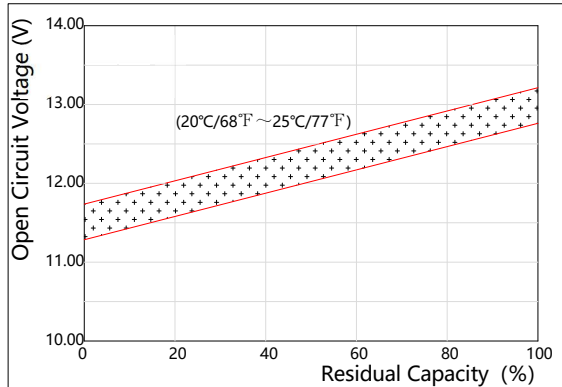
Effect of Temperature on Capacity



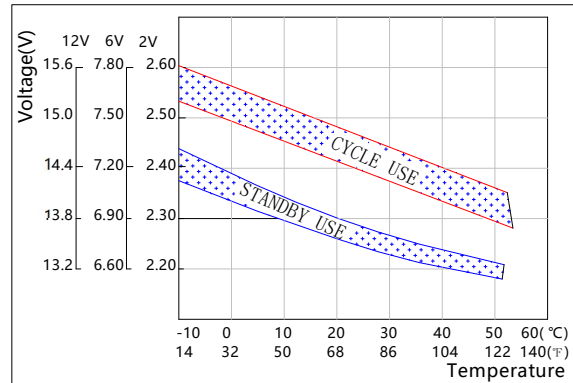
Self-discharge Characteristics



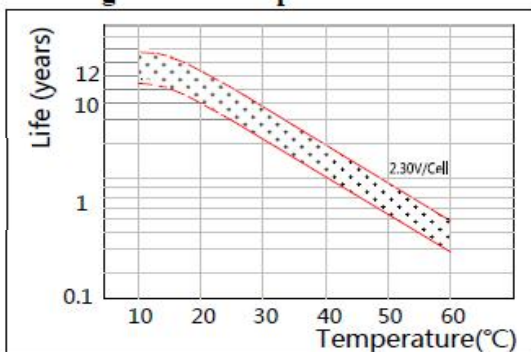
The Relationship between Open Circuit Voltage and Residual Capacity (25°C)



The Relationship between Charging Voltage and Temperature



Floating Life on Temperature



Cycle Life on D.O.D(25°C)

