

# 6-GFM-100G(12V100Ah)



## Introduction

GFM-G series gel battery, adopts high-current lead paste formula, high corrosion-resistant alloy material, nano-silica gel electrolyte, and special exhaust structure and sealing technology, which, on the one hand, has strong high-rate discharge capability, safe and reliable use, low self-discharge rate and over-discharge recovery capability. On the other hand, the materials and special technology also enhance high and low temperature resistance, and bring flexible and convenient installation as well as simple maintenance.

## Battery Features

- 12 years floating design life
- Excellent consistency
- High reliability
- Low self-discharge
- Good recovery from deep discharge

## Electrical Specification


Design floating Life @ 20°C (68°F)	..... 12 years
Nominal Capacity @ 25°C /77°F	
20 hour rate 5.30 A to 10.8V	.....106Ah
10 hour rate 10.0 A to 10.8V	..... 100Ah
5 hour rate 17.4 A to 10.5 V	.....87.0Ah
1 hour rate 72.8 A to 9.6 V	..... 72.8Ah
Internal Resistance	
(Fully charged battery @ 25°C /77°F)	.....5.5mΩ
Max. Discharge Current @ 25°C /77°F	.....900A (5S)
Charge Methods: Constant voltage charge @ 25°C /77°F	
Cycle Use	..... 14.4 ~ 15.0V
Max. Current	.....30A
Standby Use	..... 13.5V - 13.8V
Operating Temperature Range	
Discharge	..... -20 ~ 55°C
Charge	..... 0 ~ 40°C
Storage	..... -20 ~ 55°C
Recommended Operating Temp	..... 20 ~ 25°C
Self-Discharge	
The capacity declines by 3% per month @ 20°C (68°F). The batteries can be stored up to 6 months @ 25°C (77°F) and then a freshening charge is required. The interval under higher temperature would be shorter.	

## Typical Applications



UPS  
Telecom  
Electric system

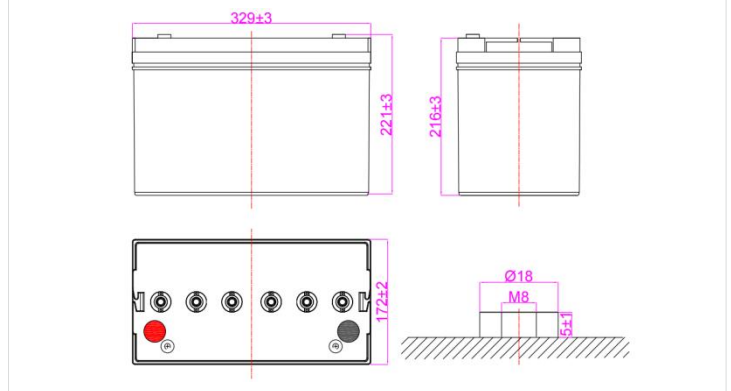
## Certificates



## Battery Picture



## Dimensions



## Dimension and Weight

Dimension				Weight (± 3%)	Terminal
Length	Width	Height	Total Height		
329 mm	172 mm	216 mm	221 mm	29kg	F6
13.0inch	6.77 inch	8.50 inch	8.70 inch	63.9lbs	

## Constant Current Discharge\* (Amperes @25 /77°F)

Time	15min	30min	1h	3h	5h	10h	20h
9.60V	188	122	72.8	29.8	18.5	10.6	5.56
10.20V	174	115	70.0	28.7	17.8	10.3	5.43
10.50V	165	110	67.2	28.1	17.4	10.2	5.35
10.80V	155	103	63.7	26.4	17.0	10.0	5.30
11.10V	139	92.0	56.0	23.8	15.8	9.4	5.03

## Constant Power Discharge\* (Watts/cell @25 /77°F)

Time	15min	30min	1h	3h	5h	10h	20h
9.60V	2068	1366	823	337	209	124	65.6
10.20V	1995	1322	805	330	205	121	60.1
10.50V	1898	1270	780	326	202	120	63.4
10.80V	1790	1200	639	309	199	118	63.1
11.10V	1626	1085	580	281	187	111	60.1

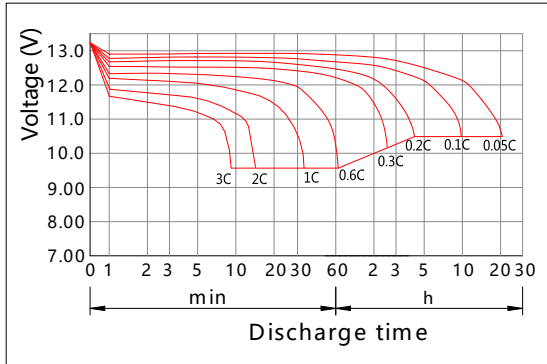
\*The mentioned data are derived from of sample test result, for reference only.

# 6-GFM-100G(12V100Ah)

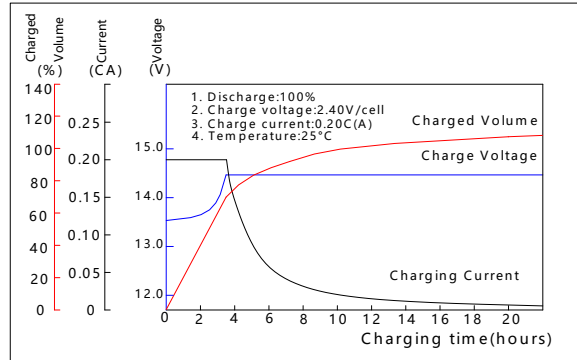


## Graphs

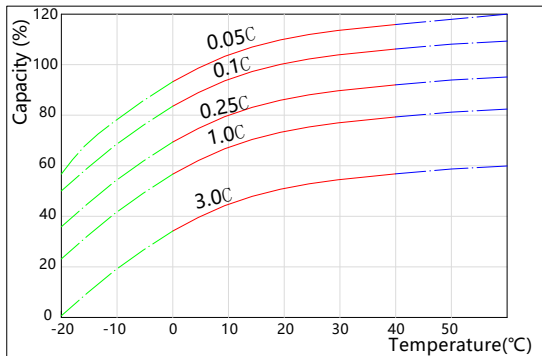
### Discharge Characteristics(25°C)



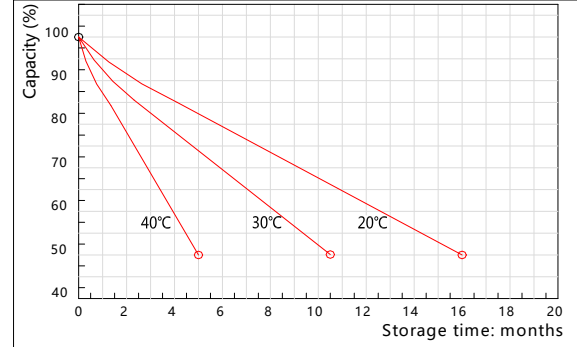
### Charging Characteristics(25°C)



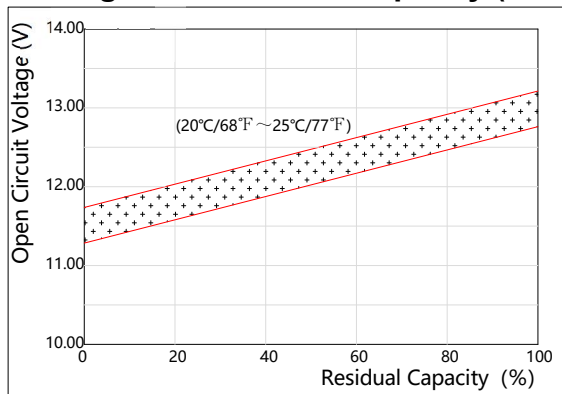
### Effect of Temperature on Capacity



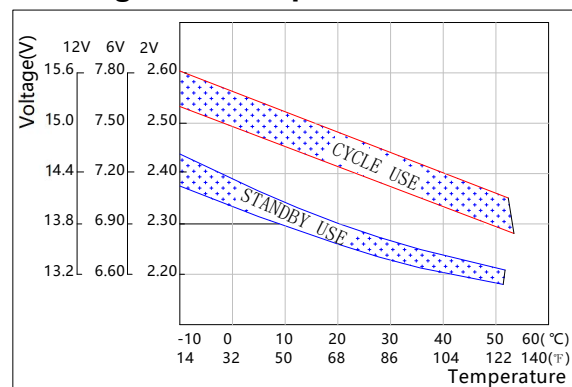
### Self-discharge Characteristics



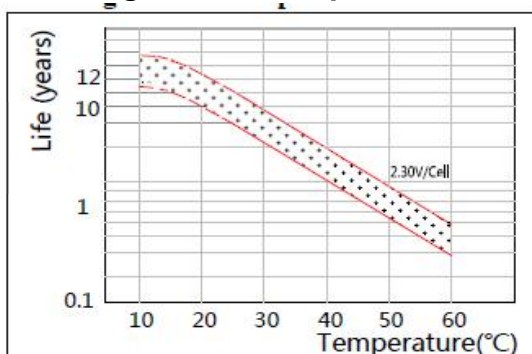
### The Relationship between Open Circuit Voltage and Residual Capacity (25°C)



### The Relationship between Charging Voltage and Temperature



### Floating Life on Temperature



### Cycle Life on D.O.D(25°C)

