

EVF Series



6-EVF-150 12V150Ah

EVF series battery uses latest AGM technology with longer cycle life. It is suitable for large current and deep cyclic applications. It can be used in E-vehicles, sightseeing, golf and logistics cars.



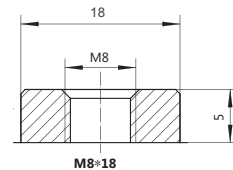
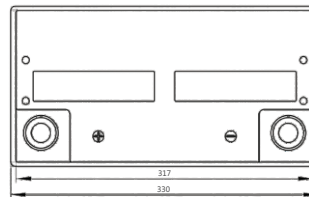

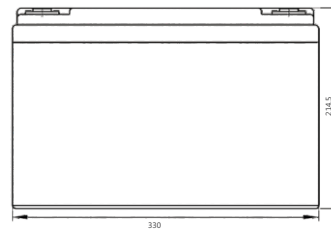
Benefits

- Up to 700 cycles 80% DOD
- Good large current discharge performance
- High gas recombination efficiency
- Maximum charge efficiency
- Low self-discharge rate
- Easy installation and handling

Applications

- Electrical Vehicle
- Mixture Electrical vehicle

Drawing



Specifications

Battery Model	6EVF150			
Design Life (80% DOD)	700 cycles			
Capacity (Ah, 25°C)	20HR (7.5A, 1.75V)	5HR (22.0A, 1.75V)	3HR (33.33A, 1.75V)	2HR(46.0A, 1.75V)
	150	110	100	92
Dimensions (mm)	Length	Width	Height	Total Height
	330	171	214.5	214.5
Approx. Weight (kg)	33.0			
Reference Internal Resistance (m)	4.5 (full charged @ 25°C)			
Maximum Discharge Current (A/10 Sec.)	900			
Self-Discharge (25°C)	≤3% per month			
Charge Voltage (V/cell, 25°C)	Cycle use		Float use	
	2.45 (-3mV/°C/cell), max charge current: 15A		2.35 (-3mV/°C/cell)	

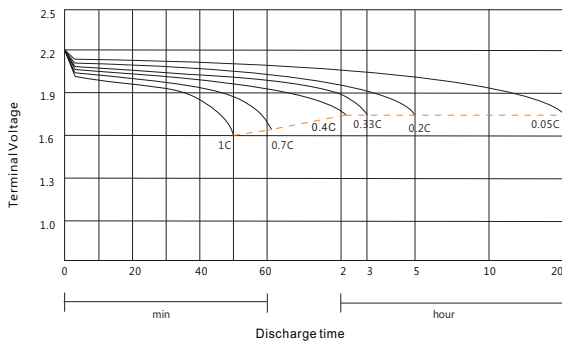


Discharge Date

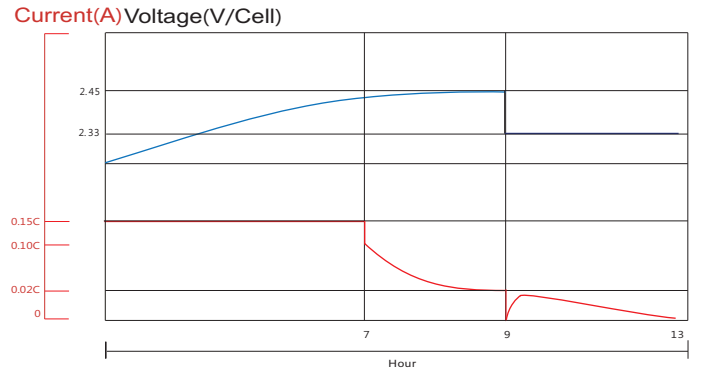
Constant Current Discharge Data (25°C, A)											
End Voltage (V/cell)	min					h					
	10	20	30	45	60	1.5	2	3	5	10	20
1.60	241.8	160.3	120.5	89.63	75.92	59.76	47.20	33.97	22.40	11.47	5.780
1.65	236.4	157.1	118.6	88.19	74.83	59.15	46.83	33.83	22.29	11.44	5.760
1.70	229.0	153.3	116.0	86.60	74.02	58.61	46.50	33.63	22.18	11.38	5.734
1.75	219.3	150.5	114.0	85.33	73.00	57.93	46.00	33.33	22.00	11.30	5.700
1.80	208.1	144.8	110.2	82.86	71.07	56.58	45.08	32.74	21.69	11.18	5.654

Constant Power Discharge Data (25°C, W/cell)											
End Voltage (V/cell)	min					h					
	10	20	30	45	60	1.5	2	3	5	10	20
1.60	396.9	288.7	222.2	169.3	146.5	117.0	93.29	67.59	44.74	22.99	11.60
1.65	388.0	287.3	221.1	167.9	145.3	116.3	92.88	67.72	44.70	22.99	11.60
1.70	375.8	283.6	218.6	166.0	144.3	115.6	92.37	67.18	44.43	22.87	11.54
1.75	360.0	281.9	216.8	164.8	143.0	114.6	91.54	66.74	44.21	22.77	11.50
1.80	344.0	276.0	212.3	161.3	139.8	112.3	90.13	65.76	43.74	22.56	11.43

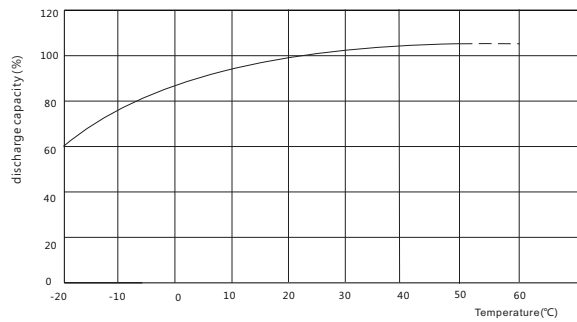
Performance curve



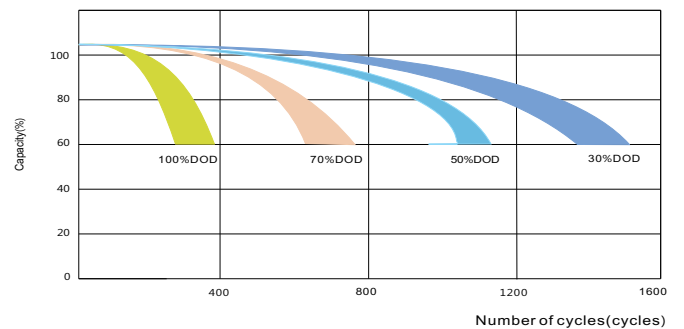
Discharging performance



Charge performance



Discharge capacity vs. temperature



Cycles vs. discharge depth