

PT-IQ-1X2+F-24DC-UT - Surge protection device



2800977

<https://www.phoenixcontact.com/pc/products/2800977>

Please be informed that the data shown in this PDF document is generated from our online catalog. Please find the complete data in the user documentation. Our general terms of use for downloads are valid.



Surge protection, consisting of protective plug and base element, with integrated multi-stage status indicator on the module, for one 2-wire floating signal circuit. Indirect grounding via gas discharge tube. Can be used in safety-related circuits up to SIL 3.

Your advantages

- Predictive monitoring with 3-stage LED display
- Integration of the status message into the system controller via group remote signaling
- Install quickly and error-free with DIN rail connectors
- Maximum ease of maintenance, thanks to the 2-piece design
- Maximum protection for MCR applications with high discharge capacity

Commercial data

Item number	2800977
Packing unit	1 pc
Minimum order quantity	1 pc
Product key	CL2151
Catalog page	Page 121 (C-4-2019)
GTIN	4046356665179
Weight per piece (including packing)	110.9 g
Weight per piece (excluding packing)	106 g
Customs tariff number	85363010
Country of origin	DE

PT-IQ-1X2+F-24DC-UT - Surge protection device



2800977

<https://www.phoenixcontact.com/pc/products/2800977>

Technical data

Notes

General

Note	Remote signaling as well as the power supply of the DIN rail connector are established by snapping the module into place on the DIN rail connector.
------	---

Product properties

Product type	Surge protection for MCR technology
Product family	PLUGTRAB IQ
IEC test classification	C1
	C2
	C3
	D1
Type	DIN rail module, two-section, divisible
Surge protection fault message	Optical, multi-stage
Wire pairs per module	1

Insulation characteristics

Overvoltage category	III
Pollution degree	2

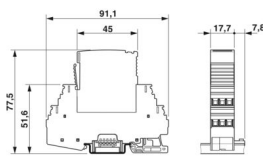
Electrical properties

Nominal voltage U_N	24 V DC
-----------------------	---------

Connection data

Connection method	Screw connection
Screw thread	M3
Tightening torque	0.5 Nm
Conductor cross section flexible	0.2 mm ² ... 2.5 mm ²
Conductor cross section rigid	0.2 mm ² ... 4 mm ²
Conductor cross section AWG	24 ... 12

Dimensions

Dimensional drawing	
Width	17.7 mm
Height	91.1 mm
Depth	77.5 mm (incl. DIN rail 7.5 mm)

PT-IQ-1X2+F-24DC-UT - Surge protection device



2800977

<https://www.phoenixcontact.com/pc/products/2800977>

Horizontal pitch	1 Div.
------------------	--------

Material specifications

Color	black (RAL 9005)
	black (RAL 9005)
Flammability rating according to UL 94	V-0
Housing material	PA 6.6

Mechanical properties

Mechanical data

Open side panel	No
-----------------	----

Protective circuit

Direction of action	Line-Line & Line-Signal Ground/Shield & optional Signal Ground/Shield-Earth Ground
Maximum continuous voltage U_C	30 V DC
	21 V AC
Rated current	1000 mA (40 °C)
Operating effective current I_C at U_C	≤ 1 mA (in the signal circuit)
Residual current I_{PE}	≤ 1 μ A
Nominal discharge current I_n (8/20) μ s (line-line)	10 kA
Nominal discharge current I_n (8/20) μ s (line-ground)	10 kA
Pulse discharge current I_{imp} (10/350) μ s (line-earth)	2.5 kA
Total discharge current I_{total} (8/20) μ s	20 kA
Voltage protection level U_p (line-line)	≤ 80 V (C1 - 1 kV / 500 A)
	≤ 130 V (C2 - 10 kV / 5 kA)
	≤ 150 V (C2 - 10 kA)
	≤ 55 V (C3 - 25 A)
	≤ 60 V (C3 - 100 A)
Voltage protection level U_p (line-earth)	≤ 900 V (C1 - 1 kV / 500 A)
	≤ 1300 V (C2 - 10 kV / 5 kA)
	≤ 1200 V (C2 - 10 kA)
	≤ 1000 V (C3 - 25 A)
	≤ 1300 V (C3 - 100 A)
Voltage protection level U_p static (line-line)	≤ 65 V (C1 - 1 kV / 500 A)
	≤ 65 V (C2 - 10 kA)
Response time t_A (line-line)	≤ 1 ns
Response time t_A (line-earth)	≤ 100 ns
Input attenuation aE, sym.	typ. 0.3 dB (≤ 270 kHz/150 Ω)
Cut-off frequency f_g (3 dB), sym. in 150 Ω system	typ. 1.1 MHz
Capacity (Core-Earth)	typ. 2 nF
Resistance per path	1.2 $\Omega \pm 5$ %
Surge protection fault message	Optical, multi-stage
Max. required back-up fuse	1 A (FF)

PT-IQ-1X2+F-24DC-UT - Surge protection device



2800977

<https://www.phoenixcontact.com/pc/products/2800977>

Impulse durability (line-line)	C1 - 1 kV / 500 A
	C2 - 10 kV / 5 kA
	C2 - 10 kA
	C3 - 100 A
Impulse durability (line-earth)	C1 - 1 kV / 500 A
	C2 - 10 kV / 5 kA
	C2 - 10 kA
	C3 - 100 A
	D1 - 2.5 kA
Pulse reset time (line-line)	≤ 4000 ms
Pulse reset time (line-earth)	≤ 30 ms

Environmental and real-life conditions

Ambient conditions

Degree of protection	IP20
Ambient temperature (operation)	-40 °C ... 70 °C
Ambient temperature (storage/transport)	-40 °C ... 85 °C
Altitude	≤ 4000 m (amsl)
Permissible humidity (operation)	5 % ... 95 %

Standards and regulations

Standards/specifications	IEC 61643-21
Note	2000 + A1:2008, modified
Standards/specifications	EN 61643-21
Note	2001 + A1:2009
Standards/specifications	EN 61000-6-3
Note	2007 + A1:2011
Standards/specifications	EN 61000-6-2
Note	2005

Mounting

Mounting type	DIN rail: 35 mm
---------------	-----------------

PT-IQ-1X2+F-24DC-UT - Surge protection device



2800977

<https://www.phoenixcontact.com/pc/products/2800977>

Drawings

Dimensional drawing

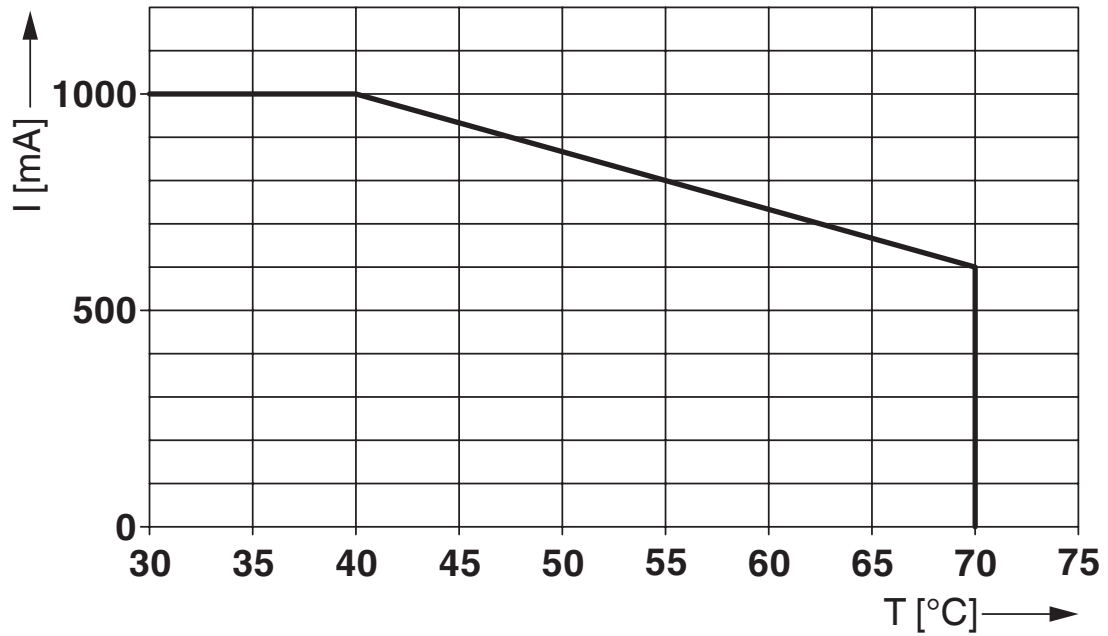


Schematic diagram

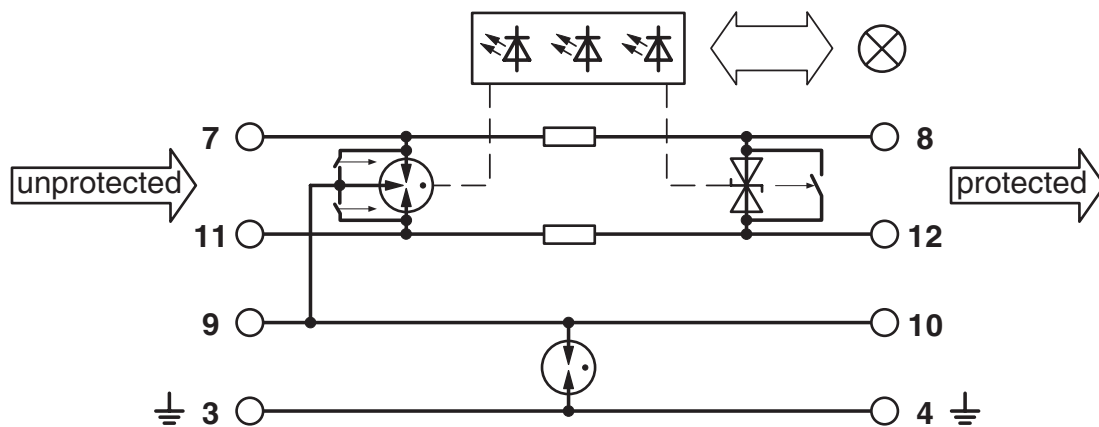
PT-IQ-1X2+F-...DC-UT(PT)									
Category	1oo1 architecture, HFT=0				1oo2 architecture, HFT=1				
	PFD _{AVG}	PFH	Used budget of SIL 2 SIF		PFD _{AVG}	PFH	CCF	Used budget of SIL 3 SIF	
			PFD _{AVG}	PFH				PFD _{AVG}	PFH
	1.07·10 ⁻⁵	1.90·10 ⁻⁹ 1/h	0.1 %	0.2 %	5.34·10 ⁻⁷	9.50·10 ⁻¹¹ 1/h	5 %	0.1 %	0.1 %
					1.07·10 ⁻⁶	1.90·10 ⁻¹⁰ 1/h	10 %	0.1 %	0.2 %
Calculation based on exida report, Phoenix Contact 13/04-032 R017 V4R0 exida Profile 1, FMEDA Analysis 2, T _{proof} : 1 year, MT: 10 years, MTTR: 24 hours, PTC: 99% Used standards IEC/EN 61508, edition 2010 (device specific) IEC/EN 61511, edition 2016 + COR1:2016 + A1:2017 (system specific)									

Functional safety scenarios

Diagram



Circuit diagram



PT-IQ-1X2+F-24DC-UT - Surge protection device



2800977

<https://www.phoenixcontact.com/pc/products/2800977>

Approvals

To download certificates, visit the product detail page: <https://www.phoenixcontact.com/pc/products/2800977>



CSA

Approval ID: 2761632



EAC

Approval ID: EAC-Zulassung



EAC

Approval ID: RU C-DE.*09.B.00169



UL Listed

Approval ID: FILE E 138168



CSAus

Approval ID: 2761632

Functional Safety

Approval ID: 13-04-032 R017 V4R0

PT-IQ-1X2+F-24DC-UT - Surge protection device



2800977

<https://www.phoenixcontact.com/pc/products/2800977>

Classifications

ECLASS

ECLASS-13.0

27171501

ETIM

ETIM 9.0

EC000943

UNSPSC

UNSPSC 21.0

39121600

2800977

<https://www.phoenixcontact.com/pc/products/2800977>

Environmental product compliance

EU RoHS

Fulfills EU RoHS substance requirements	Yes
Exemption	6(c), 7(a), 7(c)-I

China RoHS

Environment friendly use period (EFUP)	EFUP-50
	An article-related China RoHS declaration table can be found in the download area for the respective article under "Manufacturer declaration". For all articles with EFUP-E, no China RoHS declaration table issued and required.

EU REACH SVHC

REACH candidate substance (CAS No.)	Lead(CAS: 7439-92-1)
	2,2',6,6'-tetrabromo-4,4'-isopropylidenediphenol(CAS: 79-94-7)
SCIP	53f68426-3d22-4f8c-b538-6c1cd5bc149f

Phoenix Contact 2025 © - all rights reserved
<https://www.phoenixcontact.com>

PHOENIX CONTACT GmbH & Co. KG
Flachmarktstraße 8
D-32825 Blomberg
+49 (0) 5235-3 00
info@phoenixcontact.com